



Technical Specifications

Hardwood Bead details
Cross Section specifications
Aperture Measurements

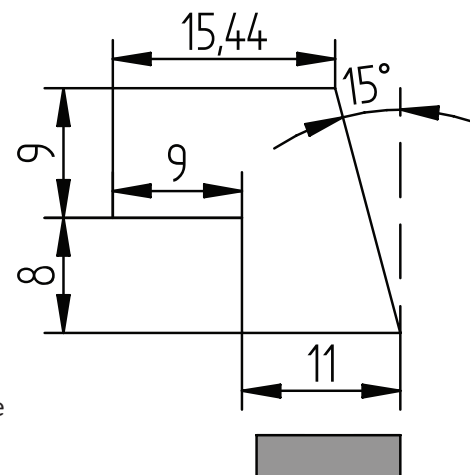
Vistamatic® Ltd
Unit 4, 62-70 Fowler Road
Hainault, Essex IG6 3UT

Published: 2014
Updated: 2025

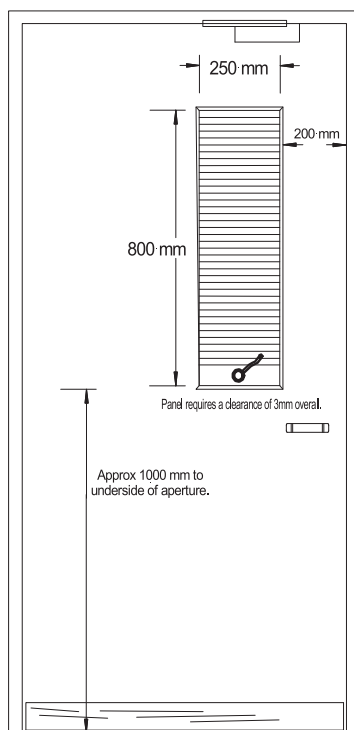
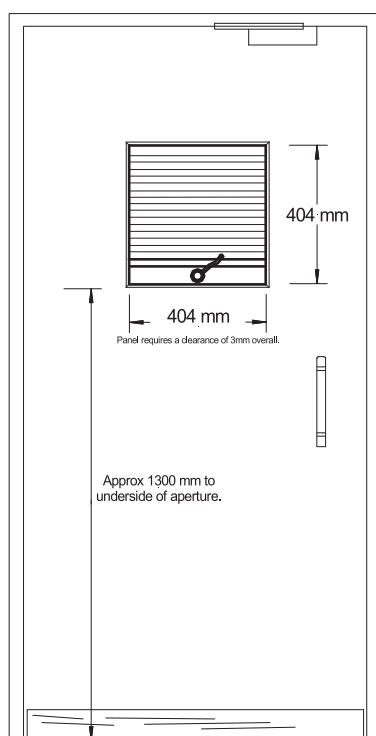
Hardwood Bead Details for Fire Rated VISTAMATIC® Vision Panel

Any type of hardwood bead is suitable to fix the Vistamatic Vision Panel into a door or wall aperture. Fixing can be achieved by screwing or nailing which ever is suitable for the project. The beads should be mitred at the corners to achieve the correct aesthetic finish. The Vistamatic Vision Panel requires a clearance of 6mm overall as it should not be a tight fit in the aperture.

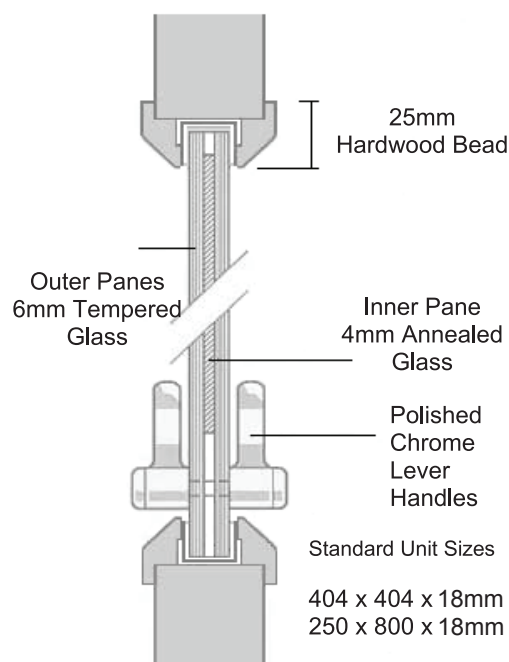
An intumescent strip (Lorient LP 1003) or equivalent paste should be placed where indicated to achieve half hour fire integrity in accordance with our fire certificate.



Aperture Measurements and Cross Section specifications



Cross Section of VS2/VS02 Unit



All sizes shown are approximate and intended as a guide only
Clearance of 3mm overall is required for cut-outs to allow fitting.

For more technical information on the VISTAMATIC® range including
Glass Integrity and Fire Ratings, Operating Systems, Graphics and Colour Options
visit www.vistamatic.com



Technical Data Sheet

Model Types

VS1-VSO1, VS2-VSO2
Standard: Square or Oblong
Standard Lines or Max Lines
NON Fire Rated

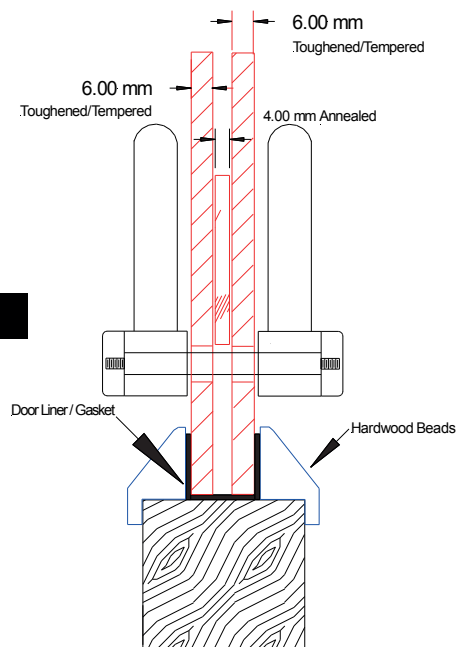
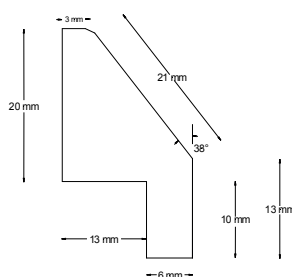


Standard Sizes Available

404mm x 404mm
 and
 250mm x 800mm

Bespoke sizes available on request

Hardwood Bead Details for 44mm Door



Non Fire Glass Details

6mm Toughened/Tempered
 to both outer panes.
 4mm Annealed to moving centre.

**All tempered glass conforms to
 BS6206 meeting impact class 'A'**

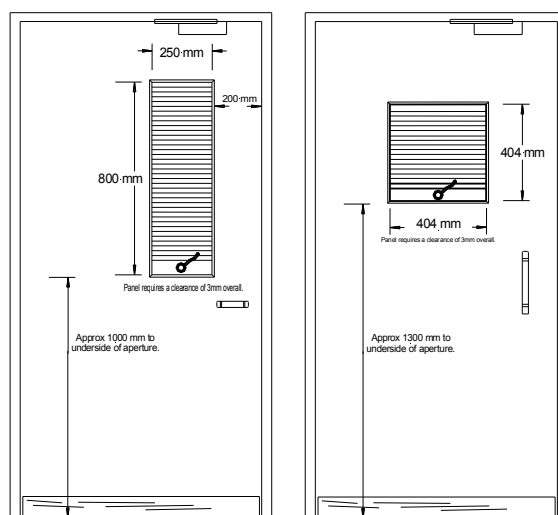
Alternative Glass Details

Toughened Glass
 8mm – 10mm – 12mm – 19mm

Laminated Glass
 6.4mm – 7.5mm – 8.8mm – 10.8mm – 11.5mm – 13.5mm

Acoustic Laminated Glass
 6.8mm – 8.8mm – 10.8mm – 12.8mm – 16.8mm

Door Blank Cut-outs



All sizes shown are approximate and intended as a guide only.
 Drawing is not to scale.

All sizes shown are approximate and intended as a guide only.
 Drawing is not to scale.

Anti-Ligature Handle Options



Sectors for Vistamatic use

Healthcare
 Education
 Security
 Commercial
 Residential

or anywhere where discreet
 observation and security are required.



For more information visit our web site www.vistamatic.com

Technical Data Sheet

Model Types

VS1-VSO1, VS2-VSO2
Standard: Square or Oblong
Standard Lines or Max Lines
FD30—Fire Rated

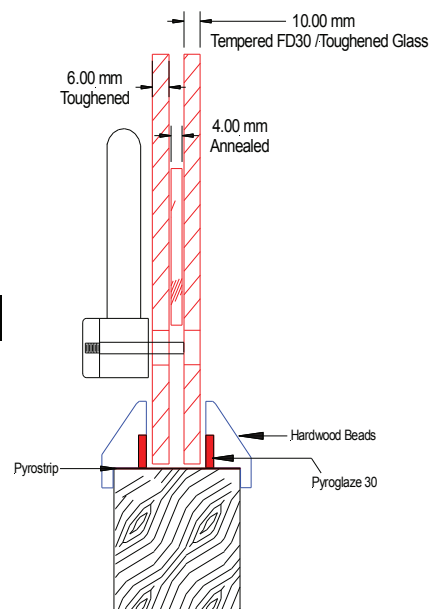
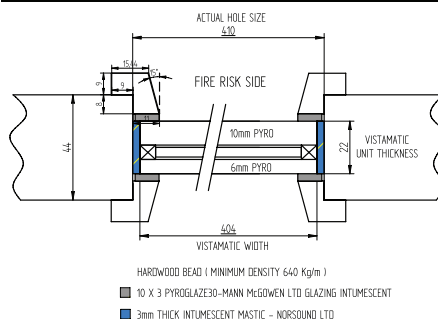


Standard Sizes Available

404mm x 404mm
 and
 250mm x 800mm

Bespoke sizes available on request

FD30 Hardwood Bead Details for 44mm Door



BSEN:1634

Standard FD30 Glass Details

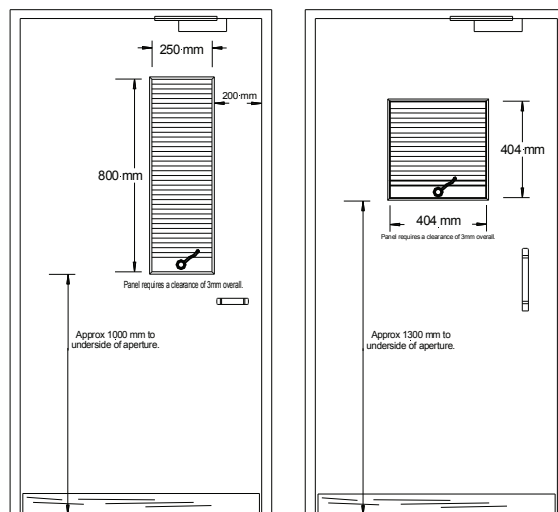
External Pane: 6mm Toughened Glass
 Internal Pane: 10mm Pyro-EX Toughened Glass
 4mm Annealed Glass moving centre.

All tempered glass conforms to BS6206 meeting impact class 'A'

Alternative FD30 Fire Glass Details

Pyroshield Safety Clear (Wired)
 6mm Pyrocet XP
 Pyroguard C730 Clear
 7mm Pyrodur Plus
 10mm Pyrocet XP
 10mm Pyrodur
 15mm Pyrostop
 16mm Pyrobel
 18mm Pyrostop

Door Blank Cut-outs



All sizes shown are approximate and intended as a guide only.
 Drawing is not to scale.

All sizes shown are approximate and intended as a guide only.
 Drawing is not to scale.

Anti-Ligature Handle Options



Sectors for Vistamatic use

Healthcare
 Education
 Security
 Commercial
 Residential

or anywhere where discreet
 observation and security are required.



For more information visit our web site www.vistamatic.com



Technical Data Sheet



Sizes Available

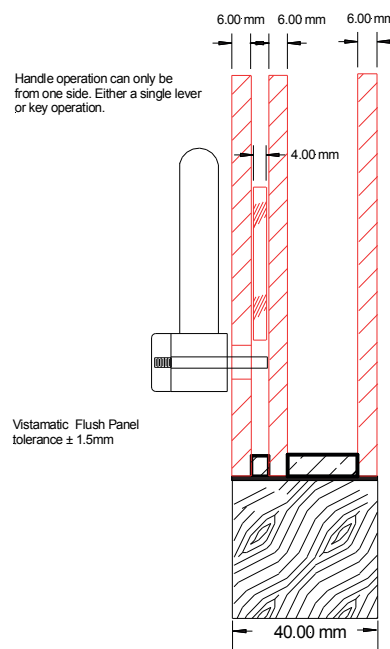
404mm x 404mm
and
250mm x 800mm

Bespoke sizes available on request

**Panel to suit
any Wall or Door
thickness**

Model Types

Vistamatic Flush
Standard: Square or Oblong
Max Lines
NON Fire Rated



Non Fire Glass Details

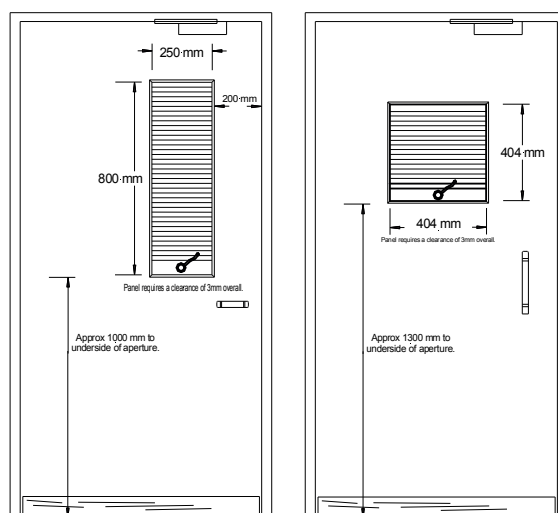
6mm Toughened/Tempered
to both outer panes.
4mm Annealed to moving centre.

**All tempered glass conforms to
BS6206 meeting impact class 'A'**

Alternative FD30 Fire Glass Details

Pyroshield Safety Clear (Wired)
6mm Pyrocet XP
Pyroguard C730 Clear
7mm Pyrodur Plus
10mm Pyrocet XP
10mm Pyrodur
10mm Pyro-EX
15mm Pyrostop
16mm Pyrobel
18mm Pyrostop

Door Blank Cut-outs



All sizes shown are approximate and intended as a guide only.
Drawing is not to scale.

All sizes shown are approximate and intended as a guide only.
Drawing is not to scale.

Anti-Ligature Handle Options



Sectors for Vistamatic use

Healthcare
Education
Security
Commercial
Residential

or anywhere where discreet
observation and security are required.



For more information visit our web site www.vistamatic.com



Technical Data Sheet

Model Types

Vistaport

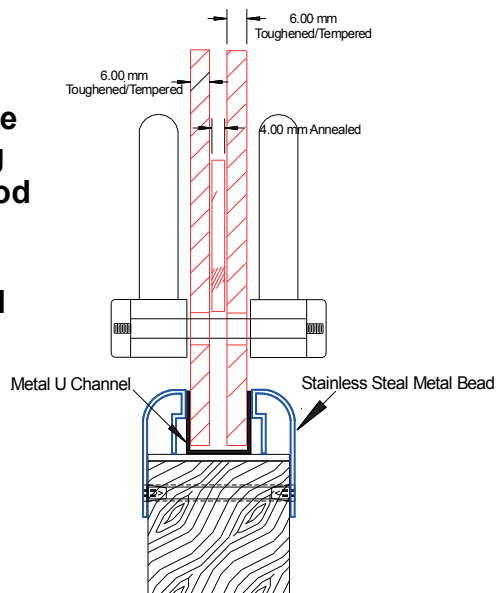
400mm Round

Standard Lines

NON Fire Rated



Vistaport can be installed using either a hardwood bead or the Vistamatic Stainless Steel security bead.



Non Fire Glass Details

6mm Toughened/Tempered to both outer panes.
4mm Annealed to moving centre.

All tempered glass conforms to BS6206 meeting impact class 'A'

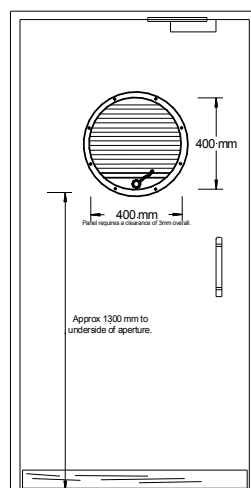
Alternative FD30 Fire Glass Details

Pyroshield Safety Clear (Wired)
6mm Pyrocet XP
Pyroguard C730 Clear
7mm Pyrodur Plus
10mm Pyrocet XP
10mm Pyrodur
10mm Pyro-EX
15mm Pyrostop
16mm Pyrobel
18mm Pyrostop

Anti-Ligature Handle Options



Door Blank Cut-out



All sizes shown are approximate and intended as a guide only.
Drawing is not to scale.

Sectors for Vistamatic use

Healthcare
Education
Security
Commercial
Residential

or anywhere where discreet observation and security are required.



For more information visit our web site www.vistamatic.com



Technical Data Sheet

Model Types

Vistamatic XL

Oblong Vision Panel

Standard Lines or Max Lines

NON Fire Rated



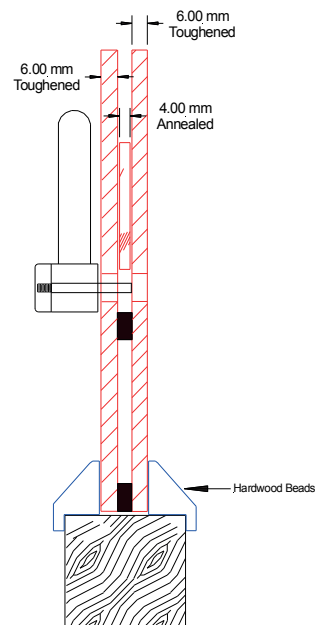
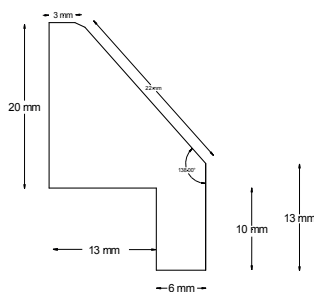
Sizes Available

Widths from 175 mm to 500 mm

and

Heights from 1150 mm x 1500 mm

Hardwood Bead Details for 44mm Door



Non Fire Glass Details

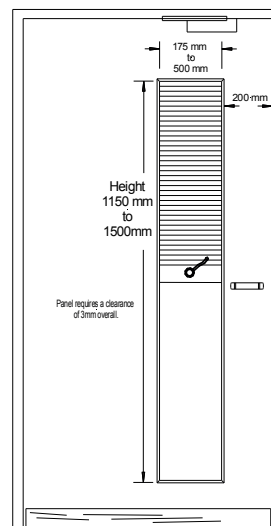
6mm Toughened/Tempered
to both outer panes.
4mm Annealed to moving centre.

**All tempered glass conforms to
BS6206 meeting impact class 'A'**

Alternative FD30 Fire Glass Details

Pyroshield Safety Clear (Wired)
6mm Pyrocet XP
Pyroguard C730 Clear
7mm Pyrodur Plus
10mm Pyrocet XP
10mm Pyrodur
10mm Pyro-EX
15mm Pyrostop
16mm Pyrobel
18mm Pyrostop

Door Blank Cut-out



Anti-Ligature Handle Options



Sectors for Vistamatic use

Healthcare
Education
Security
Commercial
Residential

or anywhere where discreet
observation and security are required.



For more information visit our web site www.vistamatic.com



Technical Data Sheet

Model Types

Vistamatic XL

Oblong Vision Panel

Standard Lines or Max Lines

FD 30 Fire Rated



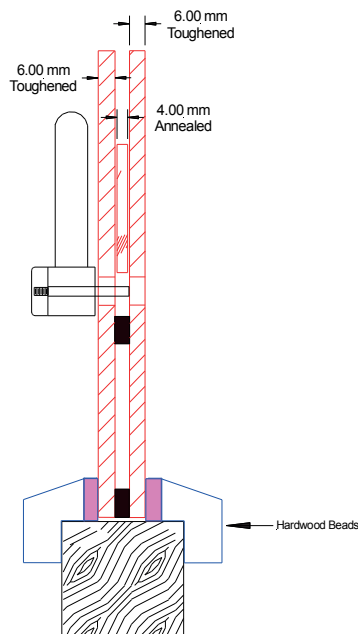
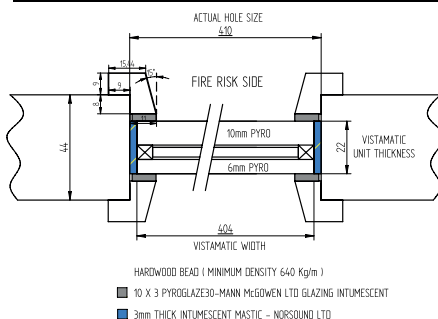
Sizes Available

Widths from 175 mm to 500 mm

and

Heights from 1150 mm x 1500 mm

Hardwood Bead Details for FD30 44mm Door



Standard FD30 Glass Details

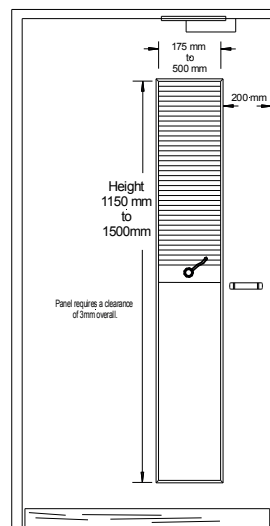
External Pane: 6mm Toughened Glass
Internal Pane: 10mm Pyro-EX Toughened Glass
4mm Annealed Glass moving centre.

All tempered glass conforms to BS6206 meeting impact class 'A'

Alternative FD30 Fire Glass Details

Pyroshield Safety Clear (Wired)
6mm Pyroset XP
Pyroguard C730 Clear
7mm Pyrodur Plus
10mm Pyroset XP
10mm Pyrodur
15mm Pyrostop
16mm Pyrobel
18mm Pyrostop

Door Blank Cut-out



Anti-Ligature Handle Options



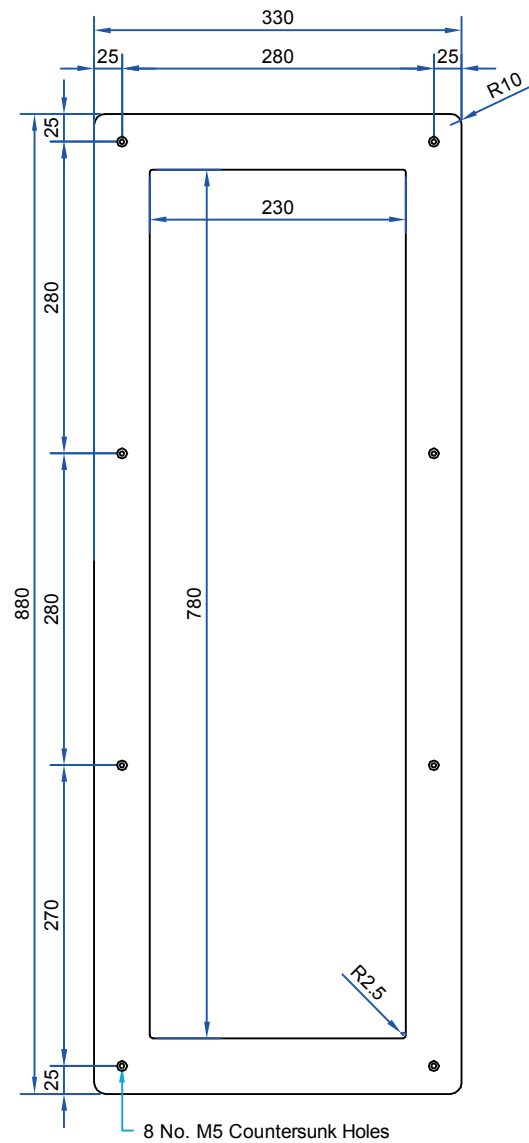
Sectors for Vistamatic use

Healthcare
Education
Security
Commercial
Residential

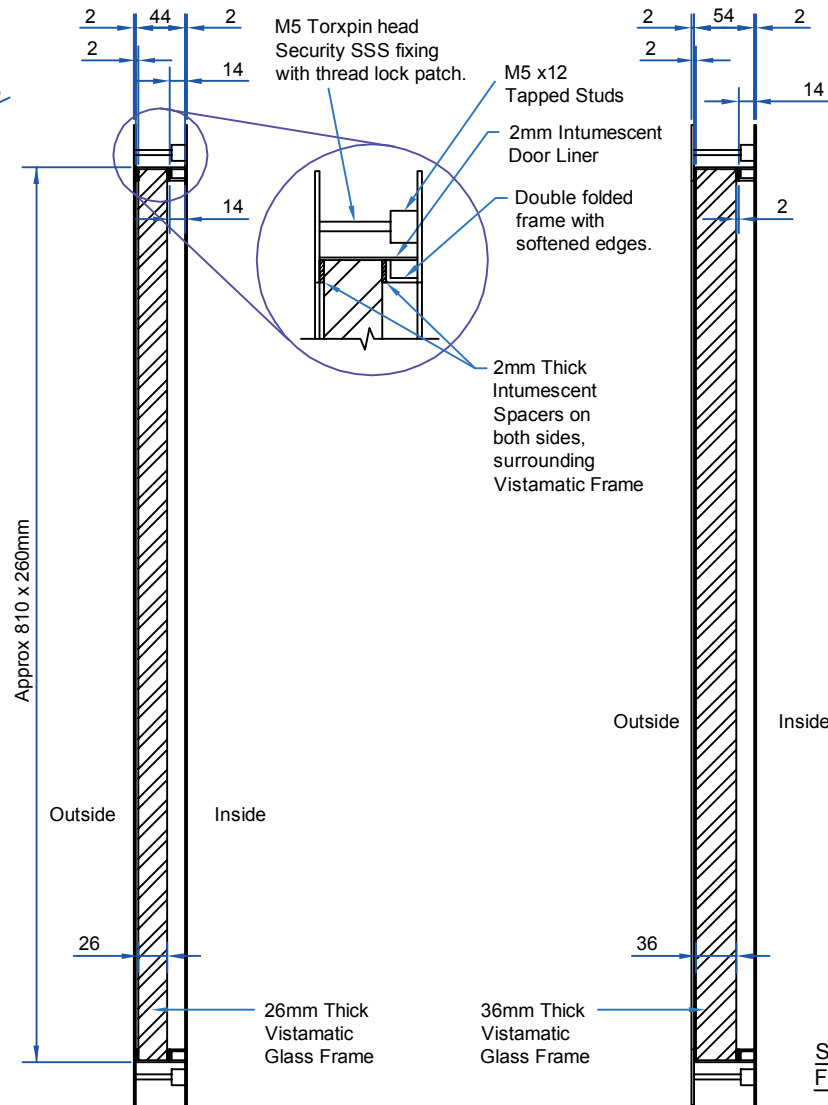
or anywhere where discreet
observation and security are required.



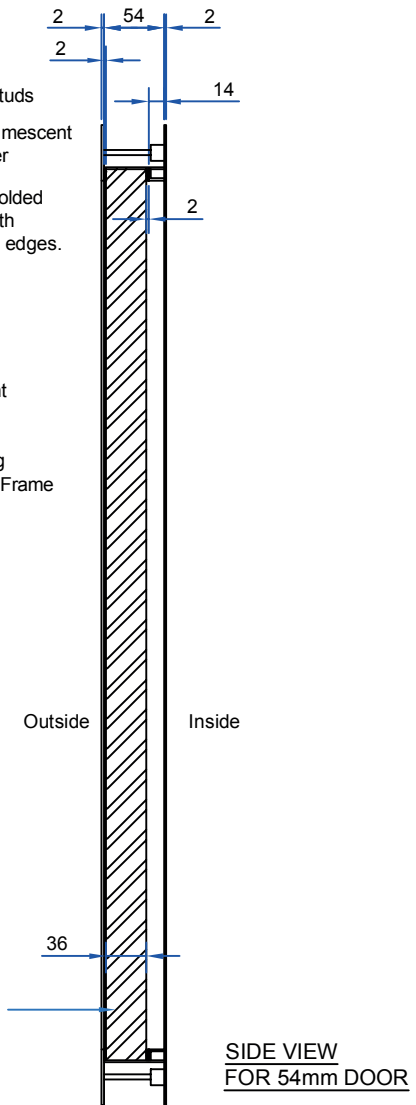
For more information visit our web site www.vistamatic.com



FRONT VIEW



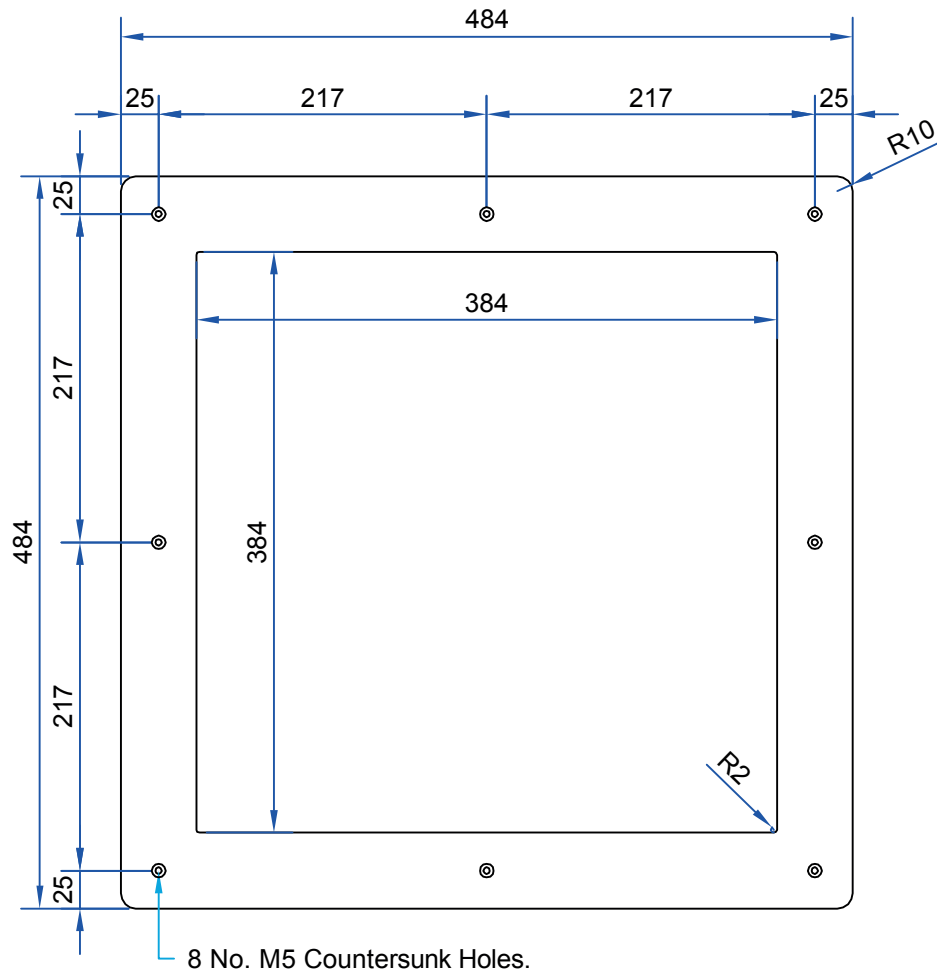
SIDE VIEW
FOR 44mm DOOR



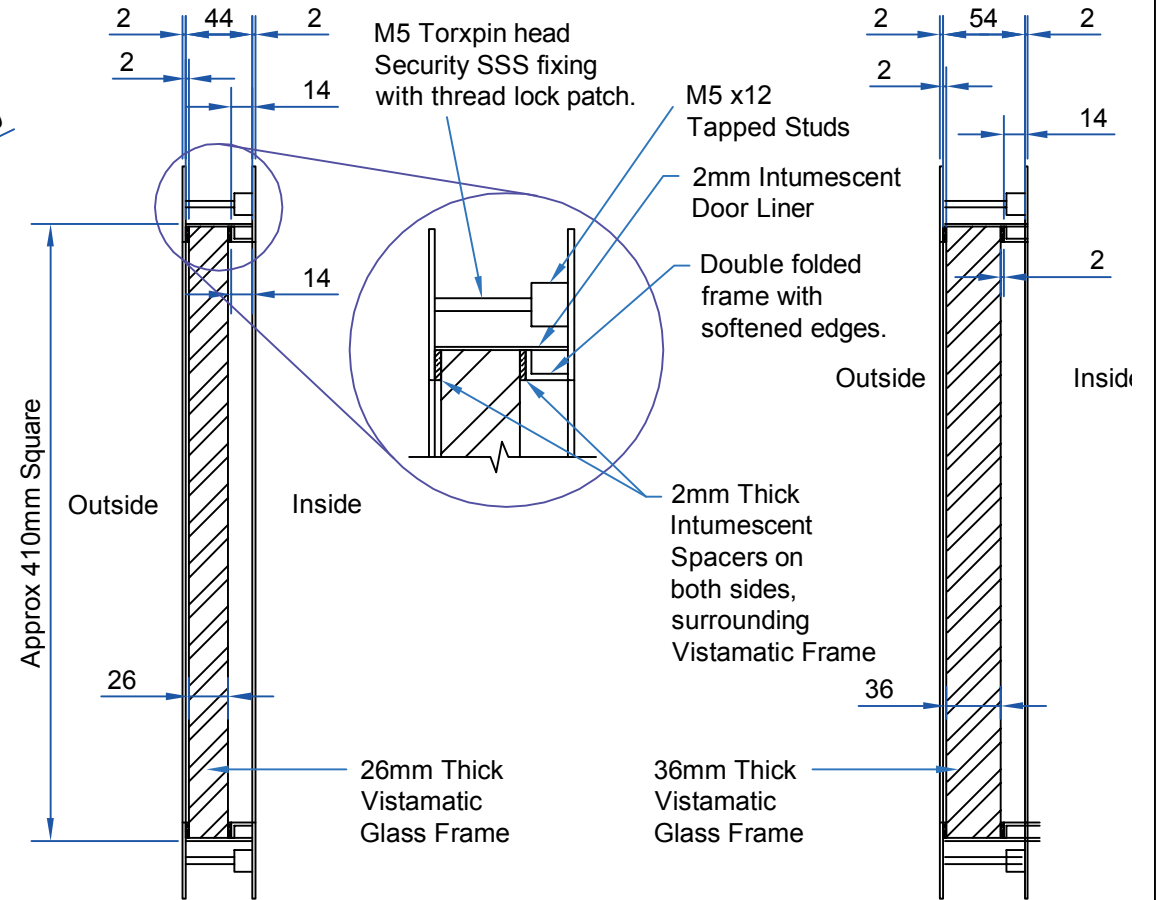
SIDE VIEW
FOR 54mm DOOR

PLEASE NOTE
OTHER SIZE DOOR THICKNESS'S
OR VISTAMATIC GLASS FRAME
THICKNESS'S ARE AVAILABLE TO BE SUPPLIED.

| | | | |
|--|--|--------------|-------|
| | | | |
| | Drawn By | Approved By: | Date |
| | Title Vistamatic Fascia S/S Frame Details | | |
| | Part No. VISTA SS 21/14 | Scale | Sheet |



FRONT VIEW



SIDE VIEW
FOR 44mm DOOR

SIDE VIEW
FOR 54mm DOOR

PLEASE NOTE
OTHER SIZE DOOR THICKNESS'S
OR VISTAMATIC GLASS FRAME
THICKNESS'S ARE AVAILABLE TO BE SUPPLIED.

| | | | |
|--|--|----------------|-------|
| | | | |
| | Drawn By | Approved By: | Date |
| | Title Vistamatic Fascia S/S Frame Details | | |
| | Part No. | VISTA SS 20/14 | Scale |